

Scaled data based on original data using  
LM-79-08 Approved Method: Electrical and Photometric Measurements of Solid-  
State Lighting Products

Test Report Prepared for  
Cooper Lighting Solutions  
(formerly Eaton)

Brand: McGRAW-EDISON

Report Number: P200500

Luminaire Tested: **GPC-AF-02-LED-E1-T2R-7060-600**

Issue Date: 3/3/2020

**Test Information**

Test Method: LM-79-08  
Report Number: P200500  
TEST IS SCALED FROM IESNA LM-79-08 TEST DATA (P24657)  
Test Lab: INNOVATION CENTER-P2  
Issue Date: 3/3/2020  
Manufacturer: COOPER LIGHTING SOLUTIONS (FORMERLY EATON)  
Product Line: MCGRAW-EDISON  
Catalog Number: GPC-AF-02-LED-E1-T2R-7060-600  
Description: GALLEON PEDESTRIAN LUMINAIRE  
(2) 70 CRI, 5700K, 615mA LIGHTSQUARES WITH 16 LEDS EACH AND TYPE II ROADWAY OPTICS  
Light Source: -  
Ballast/Driver: ELECTRONIC DRIVER

**Summary**

Lumens per Lamp: N/A  
Luminaire Lumens: 8527 lumens  
Efficiency: N/A  
Efficacy: 129.2 lumens/watt  
Luminous Opening: Rectangular (W 1' x L: 0.5' x H: 0')  
IES Classification: Type II - Short - Full Cutoff  
BUG Rating: B1 - U0 - G2

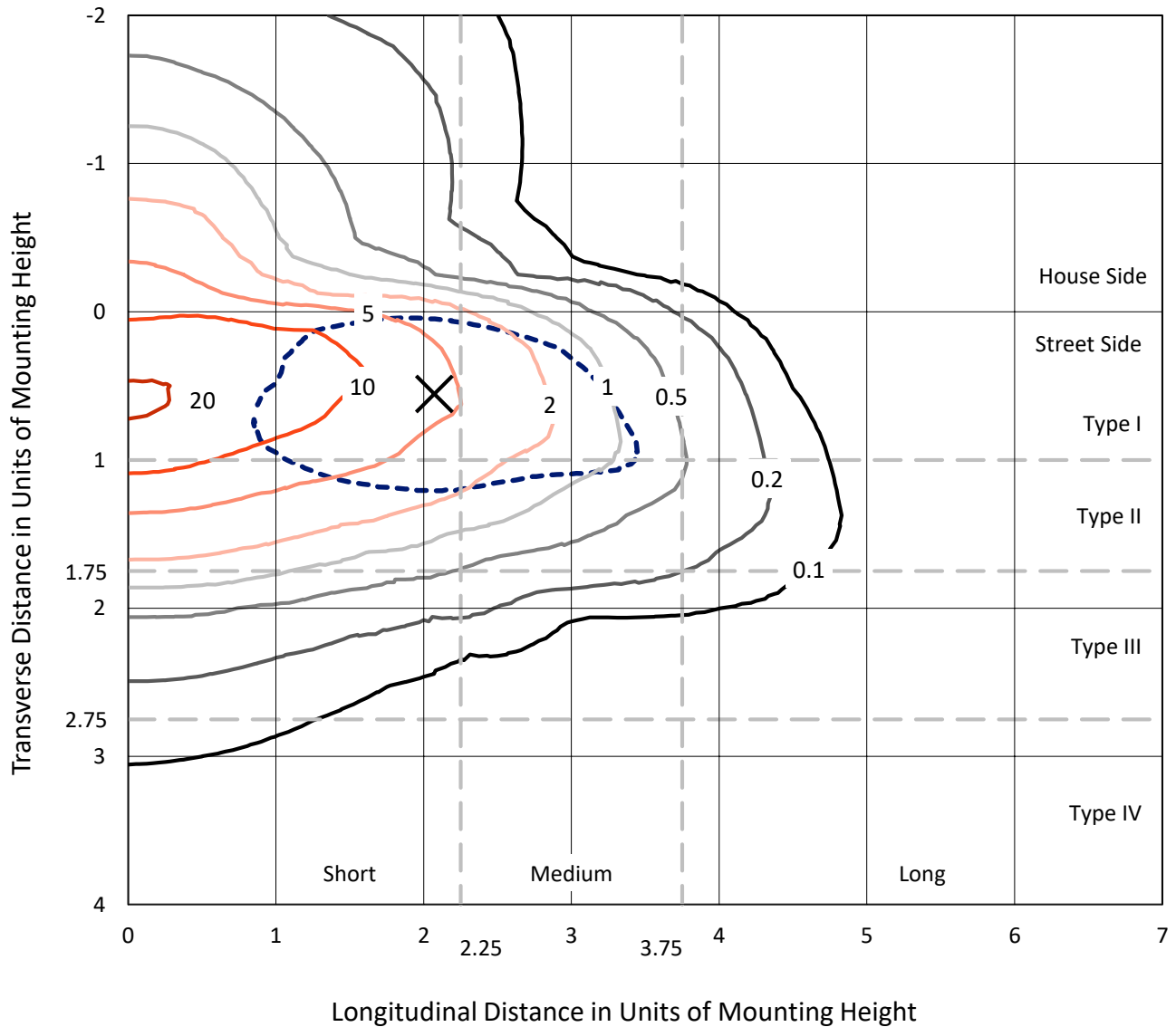
Input Watts (W): 66  
Input Voltage (V): NR  
Input Current (Ain): NR  
Voltage Rise (V): NR  
Power Factor: NR  
Total Harmonic Distortion (THDi): NR  
Frequency (hertz): 60  
Stabilization Time: NR  
Operation Time: NR  
Ambient Temperature (°C): NR  
Test Distance: 25 FT



REPORT NUMBER: P200500  
 CATALOG NUMBER: GPC-AF-02-LED-E1-T2R-7060-600

### Iso-Footcandle Lines of Horizontal Illumination

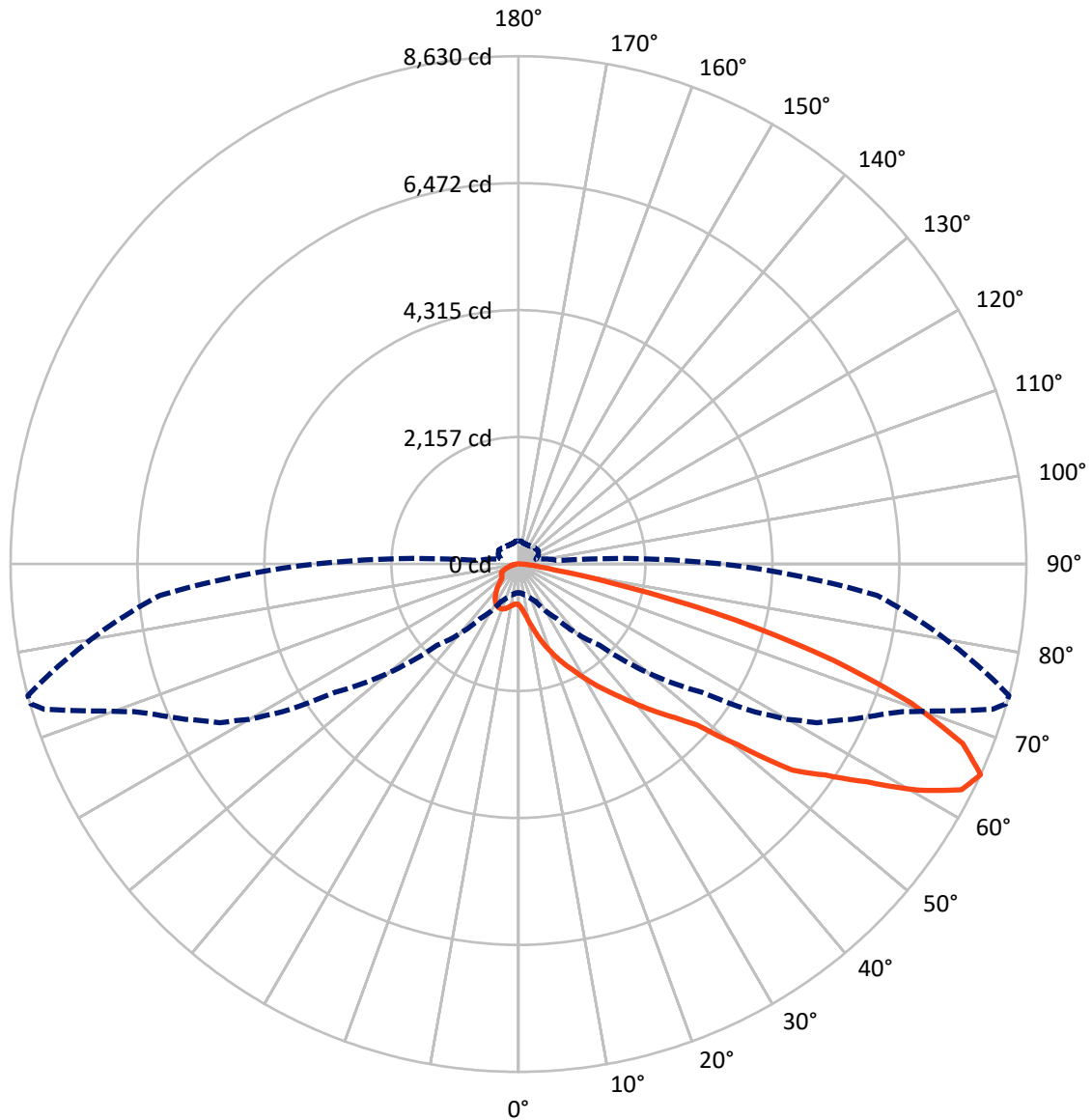
✕ Max cd  
 - - - 1/2 Max cd



Based on 10 foot mounting height. Maximum calculated value = 21.5 fc  
 Type II - Short - Full Cutoff

REPORT NUMBER: P200500  
CATALOG NUMBER: GPC-AF-02-LED-E1-T2R-7060-600

### Luminous Intensity Polar Plot



— Vertical Plane Through 75-Deg Lateral      - - - Horizontal Cone Through 65-Deg Vertical

REPORT NUMBER: P200500

CATALOG NUMBER: GPC-AF-02-LED-E1-T2R-7060-600

**FLUX DISTRIBUTION:**

		Downward	Upward	Total
<b>House Side</b>	Lumens	1314.7	0.0	1314.7
	% Fixture	15.4	0.0	15.4
<b>Street Side</b>	Lumens	7212.3	0.0	7212.3
	% Fixture	84.6	0.0	84.6
<b>Total</b>	Lumens	8527.0	0.0	8527.0
	% Fixture	100.0	0.0	100.0

**ZONAL LUMENS:**

Zone	Lumens	% Fixture
0°-10°	85.7	1.0
10°-20°	334.7	3.9
20°-30°	686.6	8.1
30°-40°	1155.2	13.5
40°-50°	1596.2	18.7
50°-60°	1992.5	23.4
60°-70°	1793.1	21.0
70°-80°	751.6	8.8
80°-90°	131.3	1.5
90°-100°	0.0	0.0
100°-110°	0.0	0.0
110°-120°	0.0	0.0
120°-130°	0.0	0.0
130°-140°	0.0	0.0
140°-150°	0.0	0.0
150°-160°	0.0	0.0
160°-170°	0.0	0.0
170°-180°	0.0	0.0
0°-90°	8527.0	100.0
0°-180°	8527.0	100.0

**Coefficient of Utilization**



REPORT NUMBER: P200500

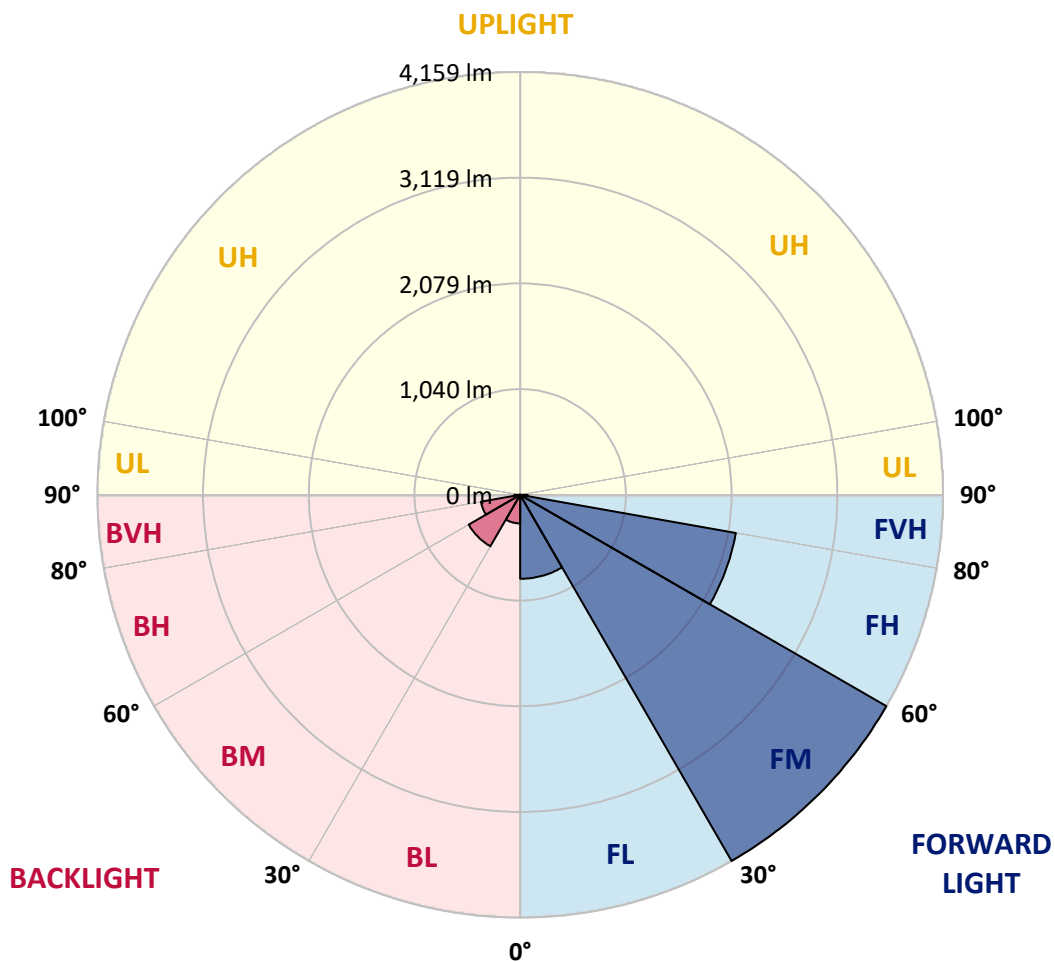
CATALOG NUMBER: GPC-AF-02-LED-E1-T2R-7060-600

**LUMINAIRE CLASSIFICATION SYSTEM LUMEN TABLE AND BUG RATING:**

Zone	Lumens	% Fixture	Zone Rating/Lumen Limit		
			B	U	G
FL (0°-30°)	825.8	9.7			
FM (30°-60°)	4158.8	48.8			
FH (60°-80°)	2153.9	25.3			G2/5000
FVH (80°-90°)	73.8	0.9			G1/100
BL (0°-30°)	281.2	3.3	B1/500		
BM (30°-60°)	585.2	6.9	B1/1000		
BH (60°-80°)	390.8	4.6	B1/500		G1/500
BVH (80°-90°)	57.5	0.7			G1/100
UL (90°-100°)	0.0	0.0		U0/0	
UH (100°-180°)	0.0	0.0		U0/0	

**BUG Rating: B1-U0-G2**

Type II Short





REPORT NUMBER: P200500

CATALOG NUMBER: GPC-AF-02-LED-E1-T2R-7060-600

**CANDELA DISTRIBUTION (FULL):**

	0°	5°	15°	25°	35°	45°	55°	56°	57°	58°	59°
0°	693.0	693.0	693.0	693.0	693.0	693.0	693.0	693.0	693.0	693.0	693.0
2.5°	879.8	870.2	872.6	856.4	836.7	810.8	782.2	781.8	782.2	779.4	768.9
5°	1220.1	1208.4	1203.9	1167.6	1114.3	1038.5	956.1	947.3	943.6	934.3	912.9
7.5°	1468.3	1461.8	1455.0	1427.5	1379.1	1294.3	1183.8	1164.8	1146.6	1142.2	1118.0
10°	1628.5	1626.9	1612.4	1605.1	1574.8	1501.4	1393.6	1375.5	1355.7	1348.8	1323.4
12.5°	1755.3	1754.9	1748.0	1750.0	1723.8	1670.5	1577.7	1561.1	1546.6	1525.6	1507.4
15°	1842.8	1843.2	1853.3	1864.6	1860.6	1824.7	1737.5	1730.2	1717.7	1703.2	1681.8
17.5°	1914.7	1916.7	1927.2	1947.8	1970.0	1967.1	1898.1	1892.1	1881.2	1861.4	1850.1
20°	2076.9	2084.6	2064.4	2064.4	2066.8	2077.7	2044.6	2039.8	2024.5	2014.0	2005.1
22.5°	2351.0	2359.9	2314.2	2267.8	2222.2	2189.1	2156.0	2162.1	2151.6	2144.3	2139.1
25°	2706.9	2713.8	2640.0	2561.7	2468.8	2347.7	2265.8	2262.2	2256.5	2252.1	2249.7
27.5°	3041.9	3044.8	2974.9	2860.3	2752.6	2578.6	2377.2	2372.8	2365.9	2357.4	2350.2
30°	3328.5	3327.7	3255.8	3146.5	3031.0	2838.5	2546.3	2532.6	2512.4	2489.4	2471.6
32.5°	3576.7	3575.5	3496.8	3383.4	3262.3	3096.0	2778.0	2749.7	2718.2	2673.4	2646.4
35°	3772.0	3771.2	3697.0	3578.7	3439.9	3338.6	3043.6	3008.8	2968.9	2908.7	2867.2
37.5°	3845.9	3845.9	3804.3	3723.6	3600.9	3531.5	3338.6	3296.6	3253.8	3185.6	3138.8
40°	3802.7	3803.5	3812.4	3797.5	3737.7	3684.5	3613.8	3588.8	3552.1	3490.7	3441.9
42.5°	3657.8	3662.3	3721.2	3793.4	3823.3	3814.8	3858.0	3846.7	3820.9	3773.7	3734.9
45°	3474.2	3487.9	3552.5	3688.9	3847.1	3927.4	4062.6	4063.9	4059.0	4033.6	4003.7
47.5°	3221.9	3241.3	3326.5	3510.9	3791.4	4036.8	4270.5	4281.4	4291.5	4274.9	4261.2
50°	2887.0	2910.0	3037.5	3282.1	3678.0	4150.2	4663.2	4712.4	4758.4	4752.8	4762.1
52.5°	2528.2	2555.2	2711.4	2983.8	3483.1	4176.5	4914.2	4994.6	5074.9	5140.7	5210.5
55°	2204.5	2189.9	2346.1	2633.1	3162.6	4058.2	5139.9	5236.7	5326.3	5407.0	5490.2
57.5°	1765.8	1789.6	1946.2	2229.9	2738.4	3724.4	5295.2	5436.9	5565.6	5699.2	5817.1
60°	1290.7	1314.5	1484.4	1772.6	2277.9	3218.3	5176.6	5391.3	5597.5	5802.2	5962.0
62.5°	779.4	797.1	946.8	1221.3	1756.5	2618.2	4647.9	4929.6	5233.1	5477.7	5722.6
65°	485.1	495.2	550.5	701.5	1128.1	1954.6	3797.5	4104.6	4431.5	4741.9	4996.6
67.5°	397.1	400.8	410.9	443.2	619.5	1274.6	2826.4	3098.4	3393.5	3693.8	3977.1
70°	357.2	354.8	354.8	356.8	397.1	685.3	1850.5	2027.7	2273.5	2534.6	2793.7
72.5°	322.5	320.1	315.6	309.6	324.1	418.1	956.5	1090.1	1267.3	1499.4	1747.6
75°	289.8	286.6	281.3	273.6	283.7	315.6	459.3	515.4	601.8	725.3	863.7
77.5°	255.9	251.8	247.0	241.4	254.3	245.4	269.2	289.4	322.5	362.0	414.1
80°	217.5	213.9	212.3	209.5	224.8	186.9	190.1	202.6	222.0	243.4	267.6
82.5°	170.3	170.3	176.8	178.0	194.9	134.4	142.1	153.0	163.1	174.4	185.7
85°	112.2	113.0	134.8	143.3	153.8	90.4	106.6	110.2	118.3	124.7	129.6
87.5°	35.1	37.9	82.3	91.2	88.4	51.3	65.4	67.0	72.6	77.1	81.1
90°	0.0	0.0	0.0	0.0	0.0	0.0	0.0	0.0	0.0	0.0	0.0



REPORT NUMBER: P200500

CATALOG NUMBER: GPC-AF-02-LED-E1-T2R-7060-600

**CANDELA DISTRIBUTION (continued):**

	60°	61°	62°	63°	64°	65°	66°	67°	68°	69°	70°
0°	693.0	693.0	693.0	693.0	693.0	693.0	693.0	693.0	693.0	693.0	693.0
2.5°	768.9	764.0	759.6	759.2	755.9	751.5	753.1	746.3	746.7	743.0	739.0
5°	904.1	900.8	884.7	880.3	868.1	860.5	859.3	843.1	841.1	831.8	821.7
7.5°	1098.6	1088.1	1065.5	1054.6	1034.0	1018.7	1011.4	990.0	979.5	955.3	944.4
10°	1302.4	1289.1	1261.3	1245.9	1226.1	1201.5	1188.2	1157.1	1145.0	1122.8	1096.2
12.5°	1491.3	1478.0	1449.3	1437.6	1411.4	1385.2	1370.6	1335.5	1319.8	1284.3	1263.3
15°	1666.1	1652.7	1627.7	1615.6	1589.4	1568.0	1548.6	1513.9	1495.3	1462.2	1434.8
17.5°	1835.6	1821.4	1799.7	1788.8	1763.3	1741.5	1720.5	1687.9	1668.9	1635.8	1611.2
20°	1993.0	1982.5	1966.7	1952.2	1926.8	1907.0	1882.0	1853.7	1826.3	1802.1	1778.7
22.5°	2130.2	2126.2	2109.2	2102.8	2081.0	2064.0	2042.2	2014.4	1994.6	1963.9	1942.1
25°	2248.5	2247.2	2239.2	2237.2	2221.8	2205.7	2200.8	2177.8	2159.7	2132.6	2110.0
27.5°	2350.2	2351.4	2349.4	2355.0	2351.0	2343.7	2344.1	2336.4	2325.9	2303.3	2283.6
30°	2463.2	2456.7	2460.3	2468.4	2470.8	2471.6	2485.0	2489.4	2488.6	2473.7	2464.0
32.5°	2623.0	2607.7	2593.5	2592.3	2600.4	2603.6	2626.2	2637.9	2648.0	2651.7	2653.3
35°	2826.8	2796.1	2766.7	2750.9	2737.2	2740.9	2757.0	2776.0	2798.2	2813.5	2831.7
37.5°	3083.5	3046.0	2993.9	2956.8	2947.5	2927.3	2937.8	2952.7	2974.5	2998.3	3029.8
40°	3394.7	3337.8	3279.3	3230.0	3203.4	3166.2	3165.8	3163.0	3176.3	3198.5	3242.9
42.5°	3694.2	3643.7	3581.5	3529.9	3495.2	3445.5	3435.4	3409.2	3415.3	3434.6	3477.8
45°	3974.7	3933.1	3895.1	3835.4	3806.0	3752.3	3735.3	3704.2	3686.9	3695.8	3739.0
47.5°	4246.3	4219.6	4180.1	4141.3	4118.7	4070.7	4048.9	4026.7	4004.5	4003.7	4048.9
50°	4775.8	4761.7	4714.9	4674.5	4685.4	4626.5	4630.1	4570.4	4597.4	4600.6	4695.5
52.5°	5273.4	5322.7	5357.4	5399.8	5427.2	5432.5	5450.6	5477.7	5510.4	5574.9	5662.9
55°	5558.4	5620.1	5656.1	5688.3	5741.6	5752.9	5783.2	5819.1	5847.8	5920.4	5995.1
57.5°	5897.0	6011.6	6067.3	6118.6	6190.4	6217.9	6268.3	6307.5	6344.6	6430.6	6521.0
60°	6105.7	6245.3	6358.7	6439.8	6529.9	6594.4	6670.7	6732.1	6819.2	6922.2	7057.0
62.5°	5939.8	6144.8	6295.4	6434.6	6556.9	6680.4	6789.8	6904.4	7036.8	7192.6	7401.6
65°	5279.1	5487.8	5745.7	5890.1	6052.0	6242.5	6408.8	6594.4	6774.8	7001.7	7310.8
67.5°	4249.9	4492.5	4782.3	4928.0	5114.0	5326.7	5513.2	5740.0	5950.7	6225.5	6607.7
70°	3063.3	3376.9	3620.7	3772.9	3990.0	4209.1	4389.2	4653.1	4827.5	5109.2	5504.3
72.5°	1939.7	2187.1	2485.8	2677.5	2870.4	3092.4	3276.4	3504.1	3666.7	3923.4	4281.4
75°	1042.9	1225.3	1487.7	1669.7	1876.3	2066.0	2281.6	2434.1	2554.4	2757.4	3048.0
77.5°	488.8	599.8	732.5	872.6	1012.6	1158.7	1300.8	1424.3	1476.0	1592.2	1763.7
80°	296.6	332.6	371.3	414.5	473.0	520.2	582.8	628.0	631.2	668.0	720.4
82.5°	198.2	211.5	223.2	234.1	249.0	260.7	274.0	289.8	296.2	304.7	321.7
85°	135.2	141.7	144.1	150.9	149.3	153.4	158.6	163.9	166.7	166.3	174.0
87.5°	83.1	86.4	88.0	89.6	88.4	86.8	89.2	92.0	92.8	90.4	91.2
90°	0.0	0.0	0.0	0.0	0.0	0.0	0.0	0.0	0.0	0.0	0.0





REPORT NUMBER: P200500

CATALOG NUMBER: GPC-AF-02-LED-E1-T2R-7060-600

**CANDELA DISTRIBUTION (continued):**

	71°	72°	73°	74°	75°	85°	90°	95°	105°	115°	125°
0°	693.0	693.0	693.0	693.0	693.0	693.0	693.0	693.0	693.0	693.0	693.0
2.5°	739.8	736.2	732.5	730.1	729.3	707.9	698.6	692.6	679.7	669.2	660.7
5°	816.1	808.4	802.4	795.1	791.1	737.0	717.2	703.5	680.9	667.6	655.4
7.5°	938.8	917.4	904.9	890.7	878.6	781.0	748.3	726.9	695.4	677.6	663.9
10°	1078.0	1055.8	1036.0	1014.2	995.3	839.5	791.9	758.8	717.2	694.2	676.0
12.5°	1233.4	1211.6	1186.6	1158.7	1134.5	913.8	847.6	800.3	743.4	712.8	687.3
15°	1417.0	1378.7	1348.4	1316.1	1287.9	1002.5	912.5	847.2	771.3	729.7	695.8
17.5°	1587.8	1547.4	1506.2	1478.0	1445.3	1102.2	977.9	894.8	794.3	740.6	697.4
20°	1754.5	1710.5	1674.9	1637.0	1602.7	1205.6	1047.7	936.8	809.2	741.0	687.3
22.5°	1901.4	1873.9	1834.4	1793.2	1758.5	1308.9	1113.1	972.3	814.9	731.7	669.6
25°	2068.5	2039.4	1991.0	1956.3	1917.5	1414.2	1177.3	999.7	811.6	714.4	642.1
27.5°	2246.8	2214.6	2164.9	2128.6	2081.8	1523.6	1236.2	1019.5	799.5	686.1	605.4
30°	2432.9	2403.4	2354.6	2317.9	2270.7	1639.4	1302.0	1032.8	775.3	647.0	562.6
32.5°	2632.7	2608.1	2559.6	2521.3	2470.8	1764.9	1363.4	1036.8	738.6	600.6	517.4
35°	2822.4	2805.4	2764.7	2728.7	2676.3	1883.6	1428.3	1034.8	695.0	549.7	476.2
37.5°	3035.9	3025.8	3005.6	2960.0	2895.8	2044.6	1506.2	1026.4	641.7	499.3	444.8
40°	3263.5	3264.3	3242.5	3211.4	3151.7	2240.0	1599.1	1009.8	583.6	454.9	416.1
42.5°	3504.5	3517.0	3506.5	3484.3	3427.0	2436.9	1710.1	989.6	527.1	411.7	387.9
45°	3780.5	3795.9	3812.0	3779.3	3723.6	2696.9	1856.2	963.4	466.2	375.8	368.5
47.5°	4099.0	4123.2	4137.7	4138.1	4082.4	3018.9	2093.5	947.7	412.1	351.5	359.2
50°	4771.0	4778.6	4812.9	4872.7	4829.9	3764.4	2508.0	938.0	375.3	336.6	352.3
52.5°	5739.2	5823.5	5882.9	5878.8	5820.7	4237.8	2736.4	887.9	353.6	331.0	349.1
55°	6133.5	6238.9	6348.6	6377.7	6332.5	4641.8	2952.3	837.9	343.1	335.0	350.3
57.5°	6659.0	6836.6	6987.1	7050.5	6985.1	5158.8	3236.5	811.6	339.8	345.9	358.0
60°	7272.9	7492.4	7690.2	7804.0	7804.0	5752.9	3531.1	800.7	335.4	362.0	370.9
62.5°	7667.2	7989.7	8288.3	8455.0	8450.2	6166.6	3661.9	763.6	325.3	373.3	388.7
65°	7668.8	8052.2	8432.8	8620.1	8629.8	6115.8	3445.9	674.4	306.7	374.9	406.4
67.5°	7029.5	7438.4	7881.9	8091.4	8139.8	5629.8	2983.0	554.5	276.5	358.8	412.9
70°	5937.0	6336.1	6789.0	6994.8	7080.8	4799.2	2402.6	427.4	237.7	323.3	399.6
72.5°	4677.3	5068.8	5384.0	5534.6	5601.6	3668.3	1749.6	322.9	194.9	272.4	363.6
75°	3311.5	3605.4	3772.9	3806.4	3816.8	2211.3	1063.1	240.1	160.6	211.9	307.1
77.5°	1869.1	1995.0	1981.3	1996.2	1871.9	853.6	462.9	171.9	132.4	161.0	238.1
80°	729.7	752.3	706.7	692.6	635.3	317.6	204.2	119.9	105.7	121.9	166.7
82.5°	321.7	332.2	322.5	324.9	310.8	163.9	122.3	86.8	80.7	89.2	110.6
85°	177.2	180.4	179.6	184.8	177.2	65.4	58.1	53.3	56.5	60.5	71.0
87.5°	86.4	87.2	84.4	88.8	86.0	33.1	28.7	30.3	33.1	33.9	33.9
90°	0.0	0.0	0.0	0.0	0.0	0.0	0.0	0.0	0.0	0.0	0.0



REPORT NUMBER: P200500

CATALOG NUMBER: GPC-AF-02-LED-E1-T2R-7060-600

**CANDELA DISTRIBUTION (continued):**

	135°	145°	155°	165°	175°	180°
0°	693.0	693.0	693.0	693.0	693.0	693.0
2.5°	654.6	651.4	651.8	651.0	649.4	649.4
5°	649.0	645.8	645.8	645.0	642.9	643.3
7.5°	654.6	649.4	647.4	644.5	641.7	641.7
10°	661.1	651.8	646.2	641.3	637.7	637.7
12.5°	665.9	651.4	642.1	635.7	632.0	632.0
15°	667.6	648.6	635.7	628.0	624.8	624.4
17.5°	662.3	637.7	621.9	613.1	609.0	607.8
20°	646.2	617.9	598.9	588.9	583.2	581.2
22.5°	621.9	589.7	567.5	557.0	549.7	548.5
25°	588.0	553.3	531.5	521.5	517.4	516.2
27.5°	548.5	516.2	497.6	491.2	487.5	487.1
30°	511.0	483.5	469.8	464.9	460.5	459.7
32.5°	475.8	458.5	453.2	446.4	435.9	434.7
35°	450.8	449.2	445.6	430.2	417.3	413.7
37.5°	435.5	450.4	431.9	401.6	392.3	391.5
40°	426.6	437.9	406.0	395.5	396.3	395.5
42.5°	406.4	418.1	406.8	402.0	405.2	406.0
45°	386.2	399.2	412.9	409.7	417.3	417.3
47.5°	374.9	394.3	412.5	412.5	423.8	427.8
50°	362.0	390.3	406.0	411.7	420.6	417.3
52.5°	361.2	383.4	396.7	406.8	410.9	407.2
55°	362.4	377.8	387.5	398.8	403.6	404.0
57.5°	364.0	374.5	381.0	386.2	400.8	400.8
60°	368.1	371.7	375.3	378.2	397.1	397.5
62.5°	374.5	368.9	368.1	370.9	395.1	393.5
65°	384.6	364.9	358.8	361.6	393.1	388.3
67.5°	398.4	358.8	347.1	349.1	391.5	381.0
70°	410.9	349.1	332.6	330.5	376.2	357.6
72.5°	412.1	337.8	312.4	306.3	326.9	309.2
75°	391.9	330.1	290.2	272.4	270.0	267.6
77.5°	353.2	325.7	264.4	236.5	231.7	233.3
80°	295.4	309.2	233.3	200.2	226.4	223.6
82.5°	220.8	272.8	198.2	177.2	176.8	156.2
85°	122.7	212.7	161.4	132.8	92.4	89.6
87.5°	34.3	118.3	113.0	75.1	51.3	53.3
90°	0.0	0.0	0.0	0.0	0.0	0.0

(END OF REPORT)